


# S.50-918

Ideal choice for very heavy transportation.  
Assembling belt for cars and truck loading systems.  
FDA approved



**SCANBELT**  
...keeping industry moving...

## SUGGESTED INDUSTRIES

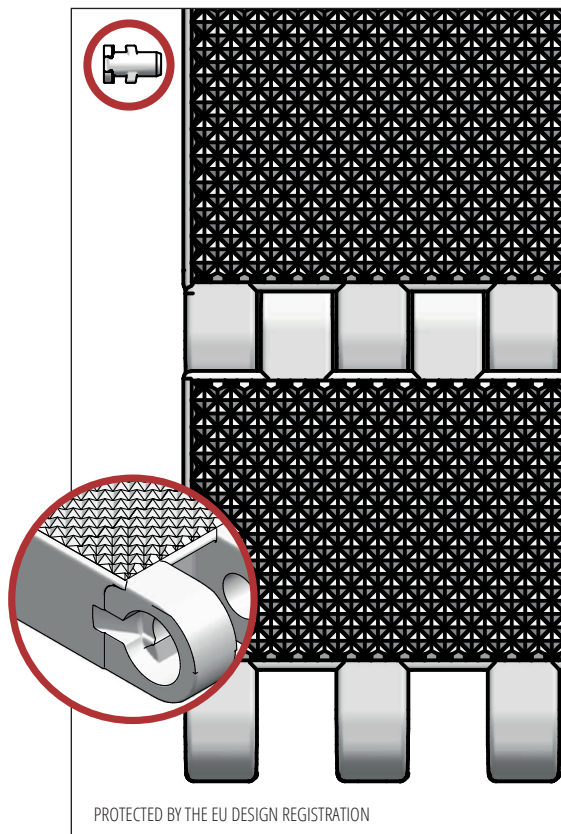


## STANDARD FEATURES

Belt surface	Closed with 1 mm rough top
Open area	Closed
Strength	The right belt for very heavy applications
Cleanability	Good
Standard width	Increments of 20 mm, e.g. 100, 120 mm etc.

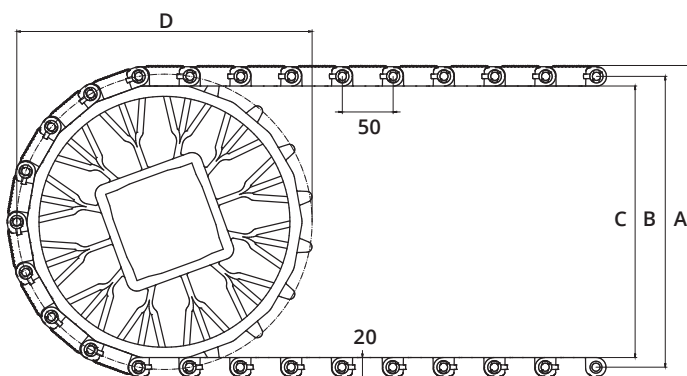
## BELT DATA

Belt materials	Temperature range		Max. belt pull kg/m of width	Belt weight kg/m <sup>2</sup>	Belt weight kg/m <sup>2</sup> w. steel rods	Standard Colours
	Min.	Max.				
PE	- 73	66	4800	14	20	Black
PP	+ 5	100	6000	14	20	Black
POM	- 43	95	10250	21	27	Black



## ACCESSORIES

Type	mm
Flights	25
Scoop Flights	-
Bent Flights	-
Supported Flights	-
Comb Flights	50, 60
Flights fitted with a Round Top	-
Side Guard	-
Friction Top	-
Hold-downs	-



## SPROCKET DATA

A = Outside, B = Pitch, C = Inside, D = Pitch Circle Diameter

No. Teeth	A	B	C	D	Hub Width	Round Bore		Square Bore	
	mm	mm	mm	mm		mm	Inch	mm	Inch
12	209	188	169	195	40	40 / 60		60 / 80 / 90	
16	275	254	235	259	40	40 / 60		60 / 80 / 90	
18	309	288	269	291	40	40 / 60		60 / 80 / 90	